

Equity in Athletics Disclosure Act Report 2018-19 Ursinus College

This document contains information about Ursinus College's coaches, student athletes, and athletics budget (revenue & expenses). This report fulfills Ursinus College's requirement to disclose certain information to the public, in accordance with the Equity in Athletics Disclosure Act.

Contents

1. The reporting period used for this report
2. The number of male and female full-time undergraduate students that attended the school
3. The total number of student athletes who participated on more than one varsity team, by team, and the number of other varsity teams on which they participated
4. Information submitted to the Department of Education in the Equity in Athletics Survey

1. The reporting period used for this report

The reporting period for this report is July 1, 2018 to June 30, 2019.

2. The number of male and female full-time undergraduate students that attended the school

Female enrollment in 2018-19: 713 students

Male enrollment in 2018-19: 692 students

These enrollment figures are from Ursinus College's 2018-19 IPEDS Fall Enrollment Survey.

3. The total number of student athlete participants by team, student athlete participants who participated on more than one varsity team by team, and the number of other varsity teams on which they participated by team

Gender	Sport	total # of participants	number who participated on more than one team	number of other teams on which they participated
Mens	Baseball	34	1	1
Mens	Basketball	14	0	0
Mens	Cross Country	20	20	3
Mens	Football	117	5	3
Mens	Golf	10	0	0
Mens	Lacrosse	42	0	0
Mens	Soccer	36	3	2
Mens	Swimming	24	1	1
Mens	Tennis	7	2	1
Mens	Track & Field Indoor	46	40	4
Mens	Track & Field Outdoor	39	38	6
Mens	Wrestling	36	2	1

Gender	Sport	total # of participants	number who participated on more than one team	number of other teams on which they participated
Womens	Basketball	13	2	1
Womens	Cross Country	14	13	3
Womens	Field Hockey	22	4	4
Womens	Golf	6	0	0
Womens	Gymnastics	17	0	0
Womens	Lacrosse	27	4	2
Womens	Soccer	30	2	2
Womens	Softball	23	4	2
Womens	Swimming	19	2	2
Womens	Tennis	9	0	0
Womens	Track & Field Indoor	39	38	4
Womens	Track & Field Outdoor	33	33	4
Womens	Volleyball	13	1	1

4. Information submitted to the Department of Education in the Equity in Athletics Survey

See remaining pages.

Equity in Athletics 2019

Screening Questions

Please answer these questions carefully as your responses will determine which subsequent data entry screens are appropriate for your institution.

1. How will you report Operating (Game-day) Expenses?



By Team



Per Participant

2. Select the type of varsity sports teams at your institution.



Men's Teams



Women's Teams



Coed Teams

3. Do any of your teams have assistant coaches?



Yes



Men's Teams



Women's Teams



Coed Teams



No

If you save the data on this screen, then return to the screen to make changes, note the following:

- 1) If you select an additional type of team remember to include associated data for that type of team on subsequent screens;
 - 2) If you delete a type of team but have already entered associated data on other screens, all associated data for that type of team will be deleted from subsequent screens.
- However, because the survey system has to recalculate the totals, you must re-save every screen.

Institution: Ursinus College (216524)
User ID: E2165241

Sports Selection - Men's and Women's Teams

Select the varsity sports teams at your institution.

Sport	Men's	Women's	Sport	Men's	Women's
Archery	<input type="checkbox"/>	<input type="checkbox"/>	Badminton	<input type="checkbox"/>	<input type="checkbox"/>
Baseball	<input checked="" type="checkbox"/>		Basketball	<input checked="" type="checkbox"/>	<input checked="" type="checkbox"/>

Beach Volleyball	<input type="checkbox"/>	<input type="checkbox"/>	Bowling	<input type="checkbox"/>	<input type="checkbox"/>
Cross Country	<input type="checkbox"/>	<input type="checkbox"/>	Diving	<input type="checkbox"/>	<input type="checkbox"/>
Equestrian	<input type="checkbox"/>	<input type="checkbox"/>	Fencing	<input type="checkbox"/>	<input type="checkbox"/>
Field Hockey		<input checked="" type="checkbox"/>	Football	<input checked="" type="checkbox"/>	
Golf	<input checked="" type="checkbox"/>	<input checked="" type="checkbox"/>	Gymnastics	<input type="checkbox"/>	<input checked="" type="checkbox"/>
Ice Hockey	<input type="checkbox"/>	<input type="checkbox"/>	Lacrosse	<input checked="" type="checkbox"/>	<input checked="" type="checkbox"/>
Rifle	<input type="checkbox"/>	<input type="checkbox"/>	Rodeo	<input type="checkbox"/>	<input type="checkbox"/>
Rowing	<input type="checkbox"/>	<input type="checkbox"/>	Sailing	<input type="checkbox"/>	<input type="checkbox"/>
Skiing	<input type="checkbox"/>	<input type="checkbox"/>	Soccer	<input checked="" type="checkbox"/>	<input checked="" type="checkbox"/>
Softball		<input checked="" type="checkbox"/>	Squash	<input type="checkbox"/>	<input type="checkbox"/>
Swimming	<input checked="" type="checkbox"/>	<input checked="" type="checkbox"/>	Swimming and Diving (combined)	<input type="checkbox"/>	<input type="checkbox"/>
Synchronized Swimming		<input type="checkbox"/>	Table Tennis	<input type="checkbox"/>	<input type="checkbox"/>
Team Handball	<input type="checkbox"/>	<input type="checkbox"/>	Tennis	<input checked="" type="checkbox"/>	<input checked="" type="checkbox"/>
Track and Field (Indoor)	<input type="checkbox"/>	<input type="checkbox"/>	Track and Field (Outdoor)	<input type="checkbox"/>	<input type="checkbox"/>
Track and Field and Cross Country (combined)	<input checked="" type="checkbox"/>	<input checked="" type="checkbox"/>	Volleyball	<input type="checkbox"/>	<input checked="" type="checkbox"/>
Water Polo	<input type="checkbox"/>	<input type="checkbox"/>	Weight Lifting	<input type="checkbox"/>	<input type="checkbox"/>
Wrestling	<input checked="" type="checkbox"/>	<input type="checkbox"/>	Other Sports (Specify sports in the caveat box.)*	<input type="checkbox"/>	<input type="checkbox"/>

CAVEAT

The caveat on this screen is for internal use and does not appear on the EADA Dissemination Website (public site). If you want information to appear on the public site, enter it on the Athletic Participation screen.

Institution: Ursinus College (216524)
 User ID: E2165241

Athletics Participation - Men's and Women's Teams

Enter the number of participants as of the day of the first scheduled contest.

Varsity Teams	Men's Teams	Women's Teams
Baseball	34	

Basketball	14	13
Field Hockey		22
Football	117	
Golf	10	6
Gymnastics		17
Lacrosse	42	27
Soccer	36	30
Softball		23
Swimming	24	19
Tennis	7	9
Track and Field and Cross Country (combined)	105	86
Track and Field (Indoor)	46	39
Track and Field (Outdoor)	39	33
Cross Country	20	14
Volleyball		13
Wrestling	36	
Total Participants Men's and Women's Teams	425	265
Unduplicated Count of Participants (This is a head count. If an individual participates on more than one team, count that individual only once on this line.)	357	206
CAVEAT (For each men's or women's team that includes opposite sex participants, specify the number of male and the number of female students on that team in this caveat box. This does not apply for coed teams. Additionally, provide any other clarifying information here.)		

Institution: Ursinus College (216524)
User ID: E2165241


Head Coaches - Men's Teams

For each men's team, indicate whether the head coach is male or female, was assigned to the team on a full-time or part-time basis, and whether the coach was employed by the institution on a full-time basis or on a part-time or volunteer basis, by entering a 1 in the appropriate field. The Swimming and Diving (combined) fields allow up to 2 head coaches. The Track and Field and Cross Country (combined) fields allow up to 3.

Varsity Teams	Male Head Coaches				Female Head Coaches				Total Head Coaches
	Assigned to Team on a Full-Time Basis	Assigned to Team on a Part-Time Basis	Full-Time Institution Employee	Part-Time Institution Employee or Volunteer	Assigned to Team on a Full-Time Basis	Assigned to Team on a Part-Time Basis	Full-Time Institution Employee	Part-Time Institution Employee or Volunteer	
Baseball	1	0	1	0	0	0	0	0	1

Basketball	<input type="checkbox"/>	<input type="checkbox"/>	<input checked="" type="checkbox"/>	<input type="checkbox"/>	<input type="checkbox"/>	<input type="checkbox"/>	<input type="checkbox"/>	<input type="checkbox"/>	<input type="checkbox"/>	1
Football	<input checked="" type="checkbox"/>	<input type="checkbox"/>	<input checked="" type="checkbox"/>	<input type="checkbox"/>	<input type="checkbox"/>	<input type="checkbox"/>	<input type="checkbox"/>	<input type="checkbox"/>	<input type="checkbox"/>	1
Golf	<input type="checkbox"/>	<input checked="" type="checkbox"/>	<input type="checkbox"/>	<input checked="" type="checkbox"/>	<input type="checkbox"/>	<input type="checkbox"/>	<input type="checkbox"/>	<input type="checkbox"/>	<input type="checkbox"/>	1
Lacrosse	<input checked="" type="checkbox"/>	<input type="checkbox"/>	<input checked="" type="checkbox"/>	<input type="checkbox"/>	<input type="checkbox"/>	<input type="checkbox"/>	<input type="checkbox"/>	<input type="checkbox"/>	<input type="checkbox"/>	1
Soccer	<input checked="" type="checkbox"/>	<input type="checkbox"/>	<input checked="" type="checkbox"/>	<input type="checkbox"/>	<input type="checkbox"/>	<input type="checkbox"/>	<input type="checkbox"/>	<input type="checkbox"/>	<input type="checkbox"/>	1
Swimming	<input type="checkbox"/>	<input checked="" type="checkbox"/>	<input checked="" type="checkbox"/>	<input type="checkbox"/>	<input type="checkbox"/>	<input type="checkbox"/>	<input type="checkbox"/>	<input type="checkbox"/>	<input type="checkbox"/>	1
Tennis	<input type="checkbox"/>	<input checked="" type="checkbox"/>	<input type="checkbox"/>	<input checked="" type="checkbox"/>	<input type="checkbox"/>	<input type="checkbox"/>	<input type="checkbox"/>	<input type="checkbox"/>	<input type="checkbox"/>	1
Track and Field and Cross Country (combined)	<input type="checkbox"/>	<input checked="" type="checkbox"/>	<input checked="" type="checkbox"/>	<input type="checkbox"/>	<input type="checkbox"/>	<input type="checkbox"/>	<input type="checkbox"/>	<input type="checkbox"/>	<input type="checkbox"/>	1
Wrestling	<input type="checkbox"/>	<input checked="" type="checkbox"/>	<input type="checkbox"/>	<input checked="" type="checkbox"/>	<input type="checkbox"/>	<input type="checkbox"/>	<input type="checkbox"/>	<input type="checkbox"/>	<input type="checkbox"/>	1
Coaching Position Totals	5	5	7	3	0	0	0	0	0	10

CAVEAT



Institution: Ursinus College (216524)
 User ID: E2165241


Head Coaches - Women's Teams

For each women's team, indicate whether the head coach is male or female, was assigned to the team on a full-time or part-time basis, and whether the coach was employed by the institution on a full-time basis or on a part-time or volunteer basis, by entering a 1 in the appropriate field. The Swimming and Diving (combined) fields allow up to 2 head coaches. The Track and Field and Cross Country (combined) fields allow up to 3.

Varsity Teams	Male Head Coaches				Female Head Coaches				Total Head Coaches
	Assigned to Team on a Full-Time Basis	Assigned to Team on a Part-Time Basis	Full-Time Institution Employee	Part-Time Institution Employee or Volunteer	Assigned to Team on a Full-Time Basis	Assigned to Team on a Part-Time Basis	Full-Time Institution Employee	Part-Time Institution Employee or Volunteer	
Basketball	<input type="checkbox"/>	<input type="checkbox"/>	<input type="checkbox"/>	<input type="checkbox"/>	<input checked="" type="checkbox"/>	<input type="checkbox"/>	<input checked="" type="checkbox"/>	<input type="checkbox"/>	1
Field Hockey	<input type="checkbox"/>	<input type="checkbox"/>	<input type="checkbox"/>	<input type="checkbox"/>	<input checked="" type="checkbox"/>	<input type="checkbox"/>	<input checked="" type="checkbox"/>	<input type="checkbox"/>	1

Golf	<input type="text" value="0"/>	<input type="text" value="1"/>	<input type="text" value="0"/>	<input type="text" value="1"/>	<input type="text" value="0"/>	<input type="text" value="0"/>	<input type="text" value="0"/>	<input type="text" value="1"/>	<input type="text" value="0"/>	1
Gymnastics	<input type="text" value="0"/>	<input type="text" value="0"/>	<input type="text" value="0"/>	<input type="text" value="0"/>	<input type="text" value="1"/>	<input type="text" value="0"/>	<input type="text" value="1"/>	<input type="text" value="0"/>	<input type="text" value="0"/>	1
Lacrosse	<input type="text" value="0"/>	<input type="text" value="0"/>	<input type="text" value="0"/>	<input type="text" value="0"/>	<input type="text" value="1"/>	<input type="text" value="0"/>	<input type="text" value="1"/>	<input type="text" value="0"/>	<input type="text" value="0"/>	1
Soccer	<input type="text" value="0"/>	<input type="text" value="0"/>	<input type="text" value="0"/>	<input type="text" value="0"/>	<input type="text" value="1"/>	<input type="text" value="0"/>	<input type="text" value="1"/>	<input type="text" value="0"/>	<input type="text" value="0"/>	1
Softball	<input type="text" value="0"/>	<input type="text" value="0"/>	<input type="text" value="0"/>	<input type="text" value="0"/>	<input type="text" value="1"/>	<input type="text" value="0"/>	<input type="text" value="1"/>	<input type="text" value="0"/>	<input type="text" value="0"/>	1
Swimming	<input type="text" value="0"/>	<input type="text" value="1"/>	<input type="text" value="1"/>	<input type="text" value="0"/>	<input type="text" value="0"/>	<input type="text" value="0"/>	<input type="text" value="0"/>	<input type="text" value="0"/>	<input type="text" value="0"/>	1
Tennis	<input type="text" value="0"/>	<input type="text" value="1"/>	<input type="text" value="0"/>	<input type="text" value="1"/>	<input type="text" value="0"/>	<input type="text" value="0"/>	<input type="text" value="0"/>	<input type="text" value="0"/>	<input type="text" value="0"/>	1
Track and Field and Cross Country (combined)	<input type="text" value="0"/>	<input type="text" value="1"/>	<input type="text" value="1"/>	<input type="text" value="0"/>	<input type="text" value="0"/>	<input type="text" value="0"/>	<input type="text" value="0"/>	<input type="text" value="0"/>	<input type="text" value="0"/>	1
Volleyball	<input type="text" value="0"/>	<input type="text" value="0"/>	<input type="text" value="0"/>	<input type="text" value="0"/>	<input type="text" value="1"/>	<input type="text" value="0"/>	<input type="text" value="1"/>	<input type="text" value="0"/>	<input type="text" value="0"/>	1
Coaching Position Totals	0	4	2	2	7	0	7	0	0	11

CAVEAT



Institution: Ursinus College (216524)
User ID: E2165241

Head Coaches' Salaries - Men's and Women's Teams

Enter only salaries and bonuses that your institution pays head coaches as compensation for coaching. Do not include benefits on this screen.
Do not include volunteer coaches in calculating the average salary and the Full-Time Equivalent (FTE) Total.
For help calculating the FTE total click on the Instructions link on this screen.

	Men's Teams	Women's Teams
Average Annual Institutional Salary per Head Coaching Position (for coaching duties only)	<input type="text" value="44,432"/>	<input type="text" value="42,210"/>
Number of Head Coaching Positions Used to Calculate the Average	<input type="text" value="10"/>	<input type="text" value="11"/>
Number of Volunteer Head Coaching Positions (Do not include these coaches in your salary or FTE calculations.)	<input type="text" value="0"/>	<input type="text" value="0"/>
Average Annual Institutional Salary per Full-time equivalent (FTE)	67,321	55,941
Sum of Full-Time Equivalent (FTE) Positions Used to Calculate the Average	<input type="text" value="6.60"/>	<input type="text" value="8.30"/>

CAVEAT

Institution: Ursinus College (216524)
 User ID: E2165241

Assistant Coaches - Men's Teams

For each men's team, indicate whether the assistant coach is male or female, was assigned to the team on a full-time or part-time basis, and whether the coach was employed by the institution on a full-time basis or on a part-time or volunteer basis, by entering a 1 in the appropriate field.

Varsity Teams	Male Assistant Coaches				Female Assistant Coaches				Total Assistant Coaches
	Assigned to Team on a Full-Time Basis	Assigned to Team on a Part-Time Basis	Full-Time Institution Employee	Part-Time Institution Employee or Volunteer	Assigned to Team on a Full-Time Basis	Assigned to Team on a Part-Time Basis	Full-Time Institution Employee	Part-Time Institution Employee or Volunteer	
Baseball	0	3	0	3	0	0	0	0	3
Basketball	1	1	1	1	0	0	0	0	2
Football	4	2	4	2	0	0	0	0	6
Golf	0	1	0	1	0	0	0	0	1
Lacrosse	1	1	1	1	0	0	0	0	2
Soccer	0	4	0	4	0	0	0	0	4
Swimming	1	2	1	2	0	1	0	1	4
Tennis	0	0	0	0	0	1	0	1	1
Track and Field and Cross Country (combined)	0	6	1	5	0	3	1	2	9
Wrestling	0	11	0	11	0	0	0	0	11
Coaching Position Totals	7	31	8	30	0	5	1	4	43

CAVEAT

Institution: Ursinus College (216524)
 User ID: E2165241

Assistant Coaches - Women's Teams

For each women's team, indicate whether the assistant coach is male or female, was assigned to the team on a full-time or part-time basis, and whether the coach was employed by the institution on a full-time basis or on a part-time or volunteer basis, by entering a 1 in the appropriate field.

Varsity Teams	Male Assistant Coaches				Female Assistant Coaches				Total Assistant Coaches
	Assigned to Team on a Full-Time Basis	Assigned to Team on a Part-Time Basis	Full-Time Institution Employee	Part-Time Institution Employee or Volunteer	Assigned to Team on a Full-Time Basis	Assigned to Team on a Part-Time Basis	Full-Time Institution Employee	Part-Time Institution Employee or Volunteer	
Basketball	<input type="checkbox"/>	<input type="checkbox"/>	<input type="checkbox"/>	<input type="checkbox"/>	<input type="checkbox"/>	<input checked="" type="checkbox"/>	<input type="checkbox"/>	<input type="checkbox"/>	2
Field Hockey	<input type="checkbox"/>	<input type="checkbox"/>	<input type="checkbox"/>	<input type="checkbox"/>	<input type="checkbox"/>	<input checked="" type="checkbox"/>	<input type="checkbox"/>	<input checked="" type="checkbox"/>	2
Golf	<input type="checkbox"/>	<input type="checkbox"/>	<input type="checkbox"/>	<input type="checkbox"/>	<input type="checkbox"/>	<input checked="" type="checkbox"/>	<input type="checkbox"/>	<input checked="" type="checkbox"/>	1
Gymnastics	<input type="checkbox"/>	<input type="checkbox"/>	<input type="checkbox"/>	<input type="checkbox"/>	<input checked="" type="checkbox"/>	<input type="checkbox"/>	<input type="checkbox"/>	<input checked="" type="checkbox"/>	1
Lacrosse	<input type="checkbox"/>	<input checked="" type="checkbox"/>	<input type="checkbox"/>	<input checked="" type="checkbox"/>	<input checked="" type="checkbox"/>	<input type="checkbox"/>	<input type="checkbox"/>	<input checked="" type="checkbox"/>	2
Soccer	<input type="checkbox"/>	<input checked="" type="checkbox"/>	<input type="checkbox"/>	<input checked="" type="checkbox"/>	<input type="checkbox"/>	<input checked="" type="checkbox"/>	<input type="checkbox"/>	<input checked="" type="checkbox"/>	3
Softball	<input type="checkbox"/>	<input checked="" type="checkbox"/>	<input type="checkbox"/>	<input checked="" type="checkbox"/>	<input checked="" type="checkbox"/>	<input checked="" type="checkbox"/>	<input type="checkbox"/>	<input checked="" type="checkbox"/>	8
Swimming	<input checked="" type="checkbox"/>	<input checked="" type="checkbox"/>	<input checked="" type="checkbox"/>	<input checked="" type="checkbox"/>	<input type="checkbox"/>	<input checked="" type="checkbox"/>	<input type="checkbox"/>	<input checked="" type="checkbox"/>	4
Tennis	<input type="checkbox"/>	<input type="checkbox"/>	<input type="checkbox"/>	<input type="checkbox"/>	<input type="checkbox"/>	<input checked="" type="checkbox"/>	<input type="checkbox"/>	<input checked="" type="checkbox"/>	1
Track and Field and Cross Country (combined)	<input type="checkbox"/>	<input checked="" type="checkbox"/>	<input checked="" type="checkbox"/>	<input checked="" type="checkbox"/>	<input type="checkbox"/>	<input checked="" type="checkbox"/>	<input type="checkbox"/>	<input checked="" type="checkbox"/>	9
Volleyball	<input type="checkbox"/>	<input checked="" type="checkbox"/>	<input type="checkbox"/>	<input checked="" type="checkbox"/>	<input type="checkbox"/>	<input checked="" type="checkbox"/>	<input type="checkbox"/>	<input checked="" type="checkbox"/>	4
Coaching Position Totals	1	15	2	14	3	18	5	16	37

CAVEAT

Institution: Ursinus College (216524)
 User ID: E2165241

Assistant Coaches' Salaries - Men's and Women's Teams

Enter only salaries and bonuses that your institution pays assistant coaches as compensation for coaching. Do not include benefits on this screen.
 Do not include volunteer coaches in calculating the average salary and the Full-Time Equivalent (FTE) Total.
 For help calculating the FTE total click on the Instructions link on this screen.

	Men's Teams	Women's Teams
Average Annual Institutional Salary per Assistant Coaching Position (for coaching duties only)	12,609	4,652
Number of Assistant Coaching Positions Used to Calculate the Average	25	22
Number of Volunteer Assistant Coaching Positions (Do not include these coaches in your salary or FTE calculations.)	18	15
Average Annual Institutional Salary per Full-time equivalent (FTE)	35,181	19,383
Sum of Full-Time Equivalent (FTE) Positions Used to Calculate the Average	8.96	5.28

CAVEAT

Institution: Ursinus College (216524)
 User ID: E2165241

Athletically Related Student Aid - Men's and Women's Teams

Athletically related student aid is any scholarship, grant, or other form of financial assistance, offered by an institution, the terms of which require the recipient to participate in a program of intercollegiate athletics at the institution. Other student aid, of which a student-athlete simply happens to be the recipient, is not athletically related student aid. If you do not have any aid to report, enter a 0.

	Men's Teams	Women's Teams	Total
Amount of Aid	0	0	0
Ratio (percent)	0	0	100%

CAVEAT

Institution: Ursinus College (216524)
 User ID: E2165241

Recruiting Expenses - Men's and Women's Teams

Recruiting expenses are all expenses an institution incurs attributable to recruiting activities. This includes, but is not limited to, expenses for lodging, meals, telephone use, and transportation (including vehicles used for recruiting purposes) for both recruits and personnel engaged in recruiting, and other expenses for official and unofficial visits, and all other expenses related to recruiting. If you do not have any recruiting expenses to report, enter a 0.

	Men's Teams	Women's Teams	Total
Total	26,410	16,559	42,969

CAVEAT

Institution: Ursinus College (216524)
 User ID: E2165241


Operating (Game-Day) Expenses - Men's and Women's Teams by Team

Operating expenses are all expenses an institution incurs attributable to home, away, and neutral-site intercollegiate athletic contests (commonly known as "game-day expenses"), for (A) Lodging, meals, transportation, uniforms, and equipment for coaches, team members, support staff (including, but not limited to team managers and trainers), and others; and (B) Officials. For a sport with a men's team and a women's team that have a combined budget, click [here](#) for special instructions. Report actual numbers, not budgeted or estimated numbers. Please do not round beyond the next dollar.

Varsity Teams	Men's Teams			Women's Teams			Total Operating Expenses
	Participants	Operating Expenses per Participant	By Team	Participants	Operating Expenses per Participant	By Team	
Basketball	14	2,650	37,094	13	1,929	25,071	62,165
Football	117	675	78,956				78,956
Baseball	34	731	24,839				24,839
Field Hockey				22	1,307	28,762	28,762
Golf	10	2,449	24,487	6	3,180	19,078	43,565
Gymnastics				17	1,335	22,699	22,699
Lacrosse	42	1,232	51,732	27	802	21,664	73,396
Soccer	36	565	20,329	30	475	14,250	34,579
Softball				23	815	18,740	18,740
Swimming	24	545	13,087	19	741	14,075	27,162

Tennis	7	1,525	10,673	9	1,011	9,103	19,776
Track and Field and Cross Country (combined)	105	398	41,830	86	487	41,845	83,675
Volleyball				13	1,072	13,942	13,942
Wrestling	36	940	33,826				33,826
Total Operating Expenses Men's and Women's Teams	425		336,853	265		229,229	566,082

CAVEAT



Note: This screen is for game-day expenses only.

Institution: Ursinus College (216524)
User ID: E2165241

Total Expenses - Men's and Women's Teams

Enter all expenses attributable to intercollegiate athletic activities. This includes appearance guarantees and options, athletically related student aid, contract services, equipment, fundraising activities, operating expenses, promotional activities, recruiting expenses, salaries and benefits, supplies, travel, and any other expenses attributable to intercollegiate athletic activities. Report actual numbers, not budgeted or estimated numbers. Please do not round beyond the next dollar.

Varsity Teams	Men's Teams	Women's Teams	Total
Basketball	315,757	137,248	453,005
Football	531,569		531,569
Baseball	175,652		175,652
Field Hockey		160,607	160,607
Golf	38,537	32,573	71,110
Gymnastics		142,297	142,297
Lacrosse	180,123	129,578	309,701
Soccer	119,997	112,939	232,936
Softball		141,367	141,367
Swimming	133,677	140,049	273,726
Tennis	41,526	38,936	80,462
Track and Field and Cross Country (combined)	161,368	153,475	314,843
Volleyball		87,931	87,931

Wrestling	83,539		83,539
Total Expenses of all Sports, Except Football and Basketball, Combined	934,419	1,139,752	2,074,171
Total Expenses Men's and Women's Teams	1,781,745	1,277,000	3,058,745
Not Allocated by Gender/Sport (Expenses not attributable to a particular sport or sports)			1,488,519
Grand Total Expenses			4,547,264

CAVEAT

Institution: Ursinus College (216524)
User ID: E2165241

Total Revenues - Men's and Women's Teams

our total revenues must cover your total expenses.
Enter all revenues attributable to intercollegiate athletic activities. This includes revenues from appearance guarantees and options, an athletic conference, tournament or bowl games, concessions, contributions from alumni and others, institutional support, program advertising and sales, radio and television, royalties, signage and other sponsorships, sport camps, state or other government support, student activity fees, ticket and luxury box sales, and any other revenues attributable to intercollegiate athletic activities.

Report actual numbers, not budgeted or estimated numbers. Please do not round beyond the next dollar.

Varsity Teams	Men's Teams	Women's Teams	Total
Basketball	315,757	137,248	453,005
Football	531,569		531,569
Baseball	175,652		175,652
Field Hockey		160,607	160,607
Golf	38,537	32,573	71,110
Gymnastics		142,297	142,297
Lacrosse	180,123	129,578	309,701
Soccer	119,997	112,939	232,936
Softball		141,367	141,367
Swimming	133,677	140,049	273,726
Tennis	41,526	38,936	80,462
Track and Field and Cross Country (combined)	161,368	153,475	314,843
Volleyball		87,931	87,931
Wrestling	83,539		83,539
Total Revenues of all Sports, Except Football and Basketball, Combined	934,419	1,139,752	2,074,171
Total Revenues Men's and Women's Teams	1,781,745	1,277,000	3,058,745

Not Allocated by Gender/Sport (Revenues not attributable to a particular sport or sports)			1,488,519
Grand Total for all Teams (includes by team and not allocated by gender/sport)			4,547,264

CAVEAT

Institution: Ursinus College (216524)
User ID: E2165241

Summary - Men's and Women's Teams

Your Grand Total Revenues must be equal to or greater than your Grand Total Expenses or you will not be able to lock your survey.

		Men's Teams	Women's Teams	Total
1	<u>Total of Head Coaches' Salaries</u>	444,320	464,310	908,630
2	<u>Total of Assistant Coaches' Salaries</u>	315,225	102,344	417,569
3	<u>Total Salaries (Lines 1+2)</u>	759,545	566,654	1,326,199
4	<u>Athletically Related Student Aid</u>	0	0	0
5	<u>Recruiting Expenses</u>	26,410	16,559	42,969
6	<u>Operating (Game-Day) Expenses</u>	336,853	229,229	566,082
7	<u>Summary of Subset Expenses (Lines 3+4+5+6)</u>	1,122,808	812,442	1,935,250
8	<u>Total Expenses for Teams</u>	1,781,745	1,277,000	3,058,745
9	<u>Total Expenses for Teams Minus Subset Expenses (Line 8 – Line 7)</u>	658,937	464,558	1,123,495
10	<u>Not Allocated Expenses</u>			1,488,519
11	<u>Grand Total Expenses (Lines 8+10)</u>			4,547,264
12	<u>Total Revenues for Teams</u>	1,781,745	1,277,000	3,058,745
13	<u>Not Allocated Revenues</u>			1,488,519
14	<u>Grand Total Revenues (Lines 12+13)</u>			4,547,264
15	<u>Total Revenues for Teams minus Total Expenses for Teams (Line 12-Line 8)</u>	0	0	0
16	<u>Grand Total Revenues Minus Grand Total Expenses (Line 14- Line 11)</u>			0

To return to a data entry screen, click on the link in the [Navigation Menu](#).

To proceed to the Supplemental Information screen, click on the link in the [Navigation Menu](#) or click on the “Next” button on this screen.

Supplemental Information (optional)

This screen may be used to help the reader better understand the data you have provided, or to help a prospective student-athlete make an informed choice of an athletics program. This information will be viewable on the EADA public website. Please do not include the names of individuals or write messages to the help desk. To explain specific data entered on a previous screen, please use the caveat box on that screen.

