



Creating a Digital Commons Account & Viewing Virtual CoSA

All CoSA items can be viewed in the Ursinus College Institutional Repository, Digital Commons@Ursinus, at this address: <https://digitalcommons.ursinus.edu/cosa/>

Some presentations will be restricted to Ursinus-only access. In order to view all of the CoSA materials, it will be necessary to create a Digital Commons account linked to your Ursinus email address. To do this, go to the “My Account” link near the top of any Digital Commons page.

digitalcommons.ursinus.edu

 Ursinus College **Digital Commons @ Ursinus**

Home About FAQ [My Account](#)  Click Here

Browse

- Collections
- Disciplines
- Authors

Search

Enter search terms:


In this repository ▾

Advanced Search

Notify me via email or RSS

Birth and Baptism Certificate For Joseph Hey

Bold red, black, and yellow design with vertical parrots flanking central text, geometric floral designs at top and bottom.



[View More](#)


To create a new account, select the “Sign Up” button at the bottom of the login screen.

Login


Email

Password

Remember me

I'm not a robot  [Privacy](#) [Terms](#)

Forgot your password?

Don't have an account [Sign up](#) 

You will next be prompted to enter your email address (**use your Ursinus email address!**), and name. Use any password you'd like, but you must use your Ursinus email to view the restricted items.

Press the "Create Account" button at the bottom of the screen when you are finished.

The image shows a 'Create Account' form with the following fields and elements:

- Email:** A text input field containing '@ursinus.edu'. A red arrow points to this field. Below it is a validation message: 'Please enter a valid email address.'
- First Name:** An empty text input field.
- Last Name:** An empty text input field.
- Password:** An empty text input field.
- Confirm Password:** An empty text input field.
- reCAPTCHA:** A checkbox labeled 'I'm not a robot' next to a reCAPTCHA logo. Below the logo are links for 'Privacy' and 'Terms'.
- Validation Rules:** A list of requirements for the password:
 - Must be at least 8 characters long.
 - Must contain a lowercase letter.
 - Must contain an uppercase letter.
 - Must contain a number.
 - Must contain a special character.
- Footer:** A line of text: 'By creating an account, you agree to bepress's terms of service.' To the right is a blue 'Create Account' button with a red arrow pointing to it.

A message will be sent to your Ursinus email address asking you to confirm the account. Just click on the link in the message and you will then be able to log in to your Digital Commons account and download any restricted CoSA materials.

For any questions or help with this process, please contact Andy Prock, Scholarly Communications & Metadata Librarian: aprock@ursinus.edu

NOTE: If you already have an account, and have forgotten or need to reset your password, please send a message to: support@dc.bepress.com